

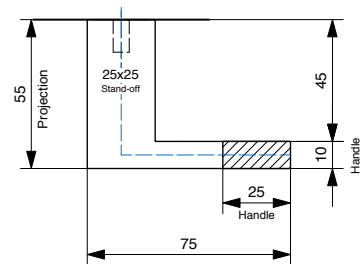
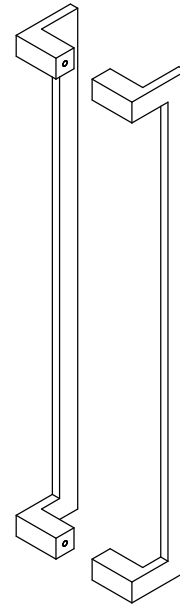


DDA Compliant - 316 Marine Grade Stainless Steel

CODE	SECTION	PROJECTION	LENGTH	CTC
BAH-200/A	25 x 10	55	325	300
BAH-200/B	25 x 10	55	475	450
BAH-200/C	25 x 10	55	625	600
BAH-200/D	25 x 10	55	925	900
BAH-200/E	25 x 10	55	1225	1200
BAH-200/F	25 x 10	55	1525	1500
BAH-200/G	25 x 10	55	1825	1800

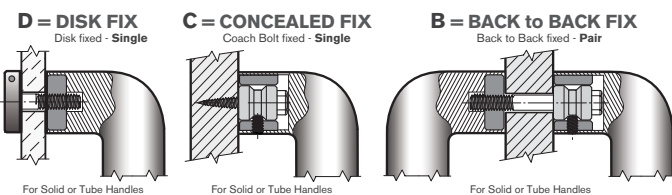
- Measurements in **bold** indicate handles that require intermediate fixing
- Special sizes available upon request

FINISHES	
Standard:	SSS/PSS
Options:	Powdercoat Dulux
Electroplate:	SBN ORB BN CO



How to specify

	PRODUCT CODE	LENGTH	FINISH	FIXING	DOOR TYPE
Example:	BAH-200/A	325mm	SSS	B	GD



PLEASE SPECIFY THE DOOR TYPE
GD: Glass
TM: Timber
AL: Aluminium